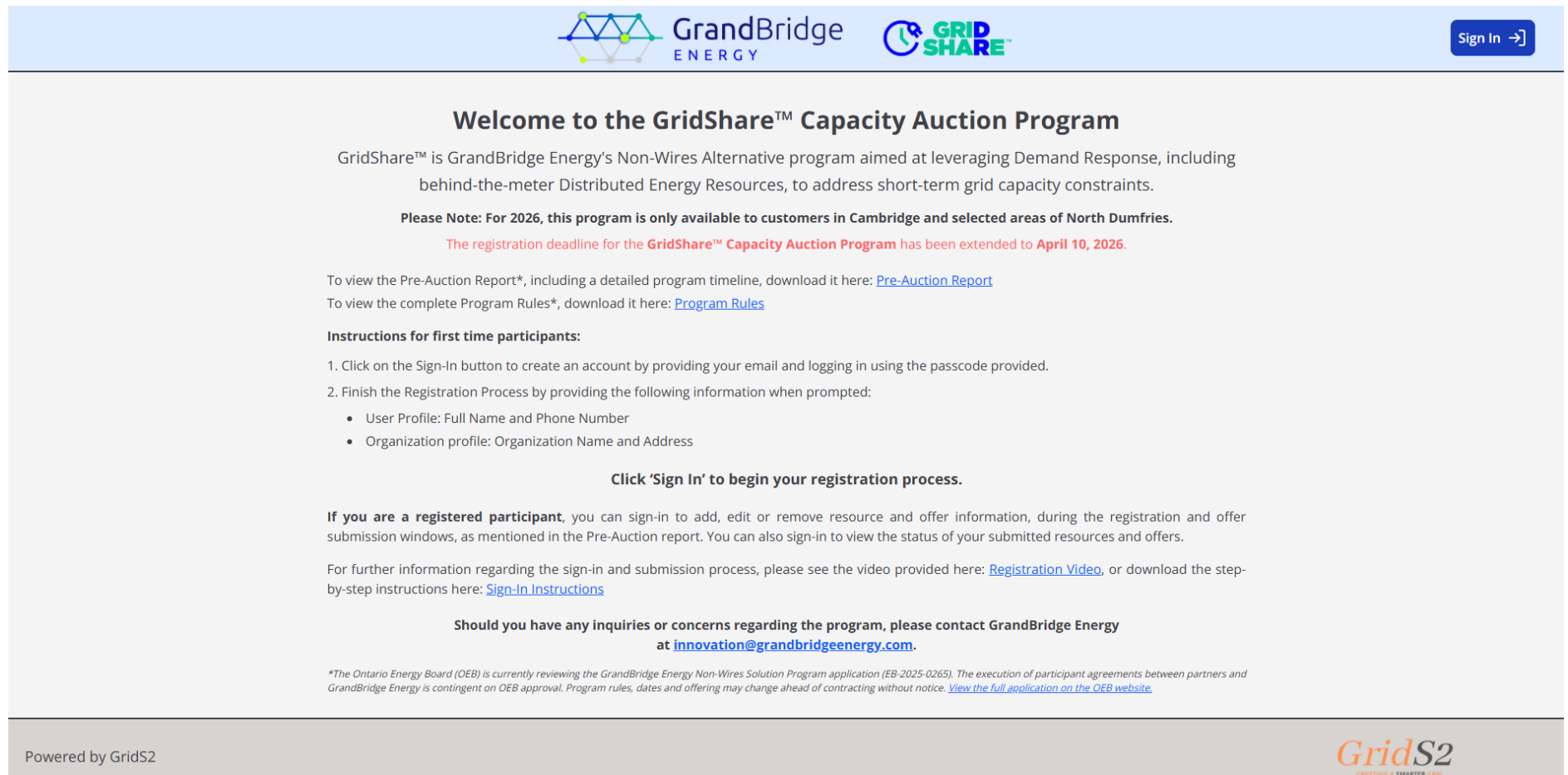




This document will provide you examples of how to register your resources.

Step 1: Visit <https://www.GridS2-GridShare.com>

On clicking the above URL, or typing the address in your preferred browser, you will be greeted by the following landing page



The screenshot shows the landing page for the GridShare Capacity Auction Program. At the top, there are logos for GrandBridge Energy and GridShare, along with a 'Sign In' button. The main heading is 'Welcome to the GridShare™ Capacity Auction Program'. Below this, a paragraph explains that the program is aimed at leveraging Demand Response and Distributed Energy Resources. A 'Please Note' section states that the program is only available to customers in Cambridge and selected areas of North Dumfries for 2026, with a registration deadline extension to April 10, 2026. Links are provided for the Pre-Auction Report and Program Rules. Instructions for first-time participants are listed, including signing in and providing user and organization profiles. A call to action asks users to click 'Sign In' to begin registration. A note for registered participants explains how to manage resources and offers. Further information is directed to a registration video and sign-in instructions. Contact information for inquiries is provided. A disclaimer at the bottom states that the program is contingent on OEB approval.

 GrandBridge
ENERGY  [Sign In →](#)

Welcome to the GridShare™ Capacity Auction Program

GridShare™ is GrandBridge Energy's Non-Wires Alternative program aimed at leveraging Demand Response, including behind-the-meter Distributed Energy Resources, to address short-term grid capacity constraints.

Please Note: For 2026, this program is only available to customers in Cambridge and selected areas of North Dumfries.
The registration deadline for the **GridShare™ Capacity Auction Program** has been extended to **April 10, 2026**.

To view the Pre-Auction Report*, including a detailed program timeline, download it here: [Pre-Auction Report](#)
To view the complete Program Rules*, download it here: [Program Rules](#)

Instructions for first time participants:

1. Click on the Sign-In button to create an account by providing your email and logging in using the passcode provided.
2. Finish the Registration Process by providing the following information when prompted:
 - User Profile: Full Name and Phone Number
 - Organization profile: Organization Name and Address


Click 'Sign In' to begin your registration process.

If you are a registered participant, you can sign-in to add, edit or remove resource and offer information, during the registration and offer submission windows, as mentioned in the Pre-Auction report. You can also sign-in to view the status of your submitted resources and offers.

For further information regarding the sign-in and submission process, please see the video provided here: [Registration Video](#), or download the step-by-step instructions here: [Sign-In Instructions](#)

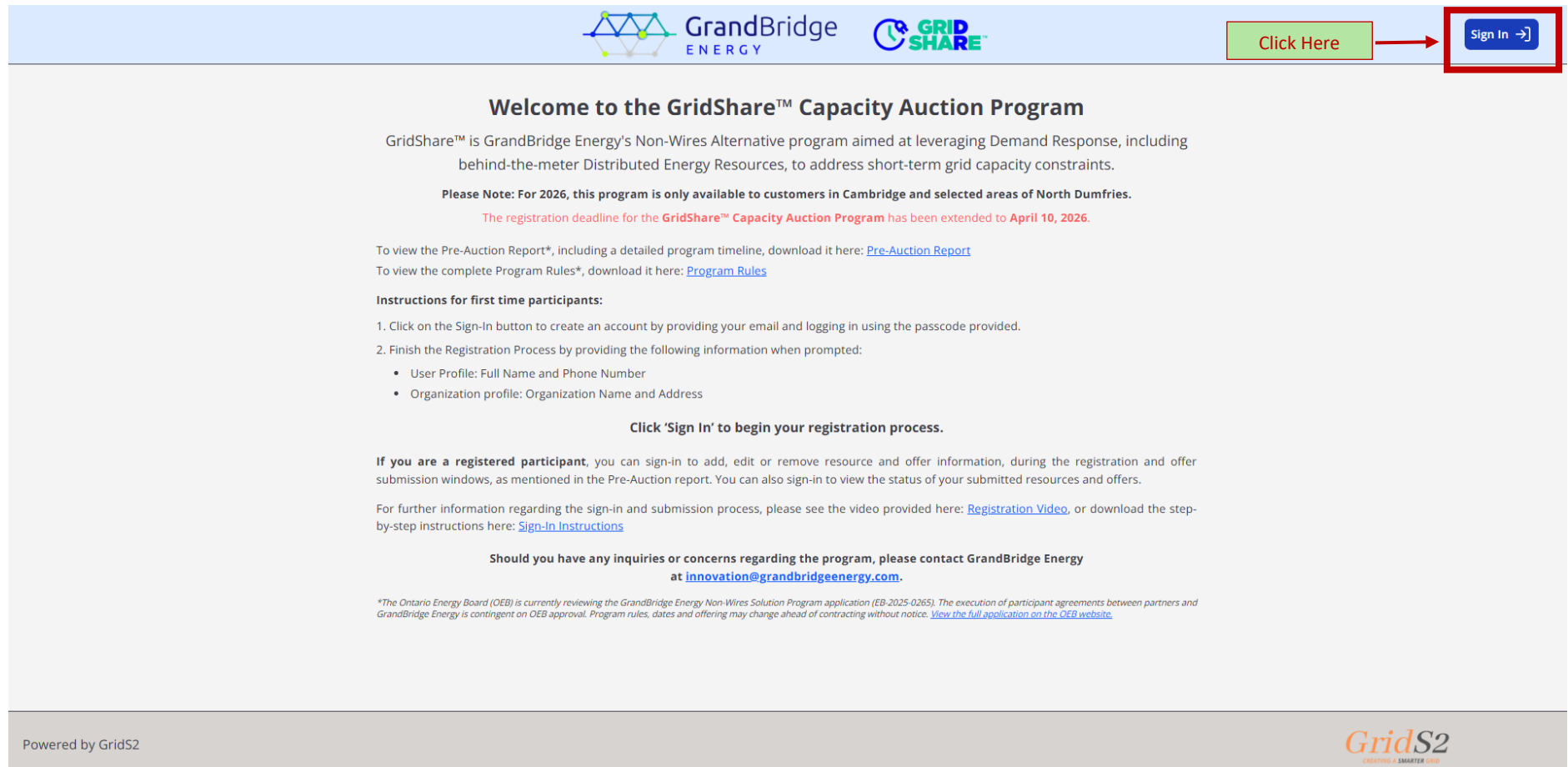
Should you have any inquiries or concerns regarding the program, please contact GrandBridge Energy at innovation@grandbridgeenergy.com.



*The Ontario Energy Board (OEB) is currently reviewing the GrandBridge Energy Non-Wires Solution Program application (EB-2025-0265). The execution of participant agreements between partners and GrandBridge Energy is contingent on OEB approval. Program rules, dates and offering may change ahead of contracting without notice. [View the full application on the OEB website.](#)

Powered by GridS2 

Step 2: Click on the “Sign In” button to login to your account

Clicking on the “sign in” button will take you the user verification page



 GrandBridge
ENERGY 

[Click Here](#) → [Sign In →](#)

Welcome to the GridShare™ Capacity Auction Program

GridShare™ is GrandBridge Energy's Non-Wires Alternative program aimed at leveraging Demand Response, including behind-the-meter Distributed Energy Resources, to address short-term grid capacity constraints.

Please Note: For 2026, this program is only available to customers in Cambridge and selected areas of North Dumfries.
The registration deadline for the GridShare™ Capacity Auction Program has been extended to April 10, 2026.

To view the Pre-Auction Report*, including a detailed program timeline, download it here: [Pre-Auction Report](#)
To view the complete Program Rules*, download it here: [Program Rules](#)

Instructions for first time participants:

1. Click on the Sign-In button to create an account by providing your email and logging in using the passcode provided.
2. Finish the Registration Process by providing the following information when prompted:
 - User Profile: Full Name and Phone Number
 - Organization profile: Organization Name and Address


Click 'Sign In' to begin your registration process.

If you are a registered participant, you can sign-in to add, edit or remove resource and offer information, during the registration and offer submission windows, as mentioned in the Pre-Auction report. You can also sign-in to view the status of your submitted resources and offers.

For further information regarding the sign-in and submission process, please see the video provided here: [Registration Video](#), or download the step-by-step instructions here: [Sign-In Instructions](#)

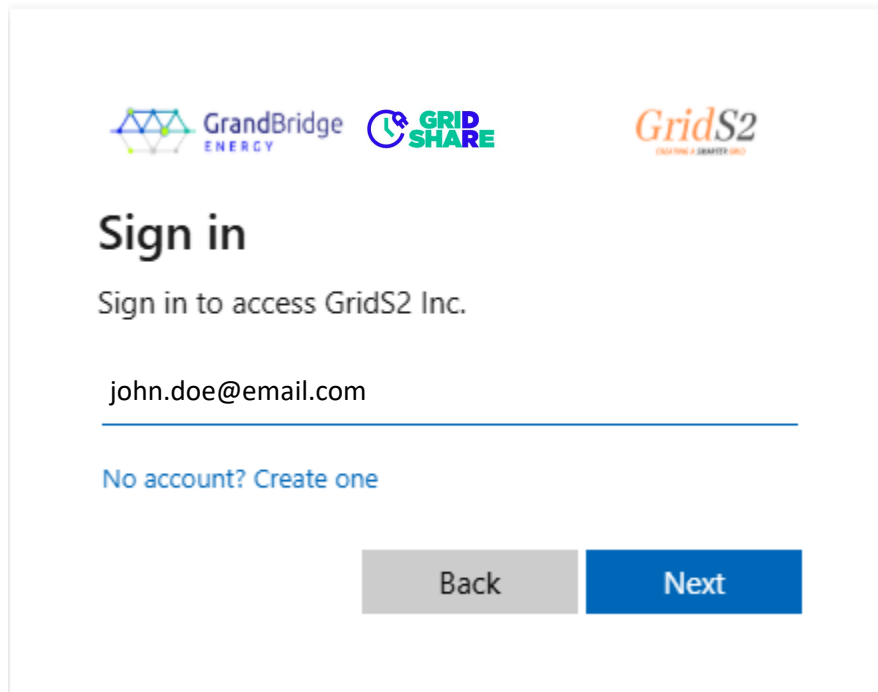
Should you have any inquiries or concerns regarding the program, please contact GrandBridge Energy at innovation@grandbridgeenergy.com.

*The Ontario Energy Board (OEB) is currently reviewing the GrandBridge Energy Non-Wires Solution Program application (EB-2025-0265). The execution of participant agreements between partners and GrandBridge Energy is contingent on OEB approval. Program rules, dates and offering may change ahead of contracting without notice. [View the full application on the OEB website.](#)

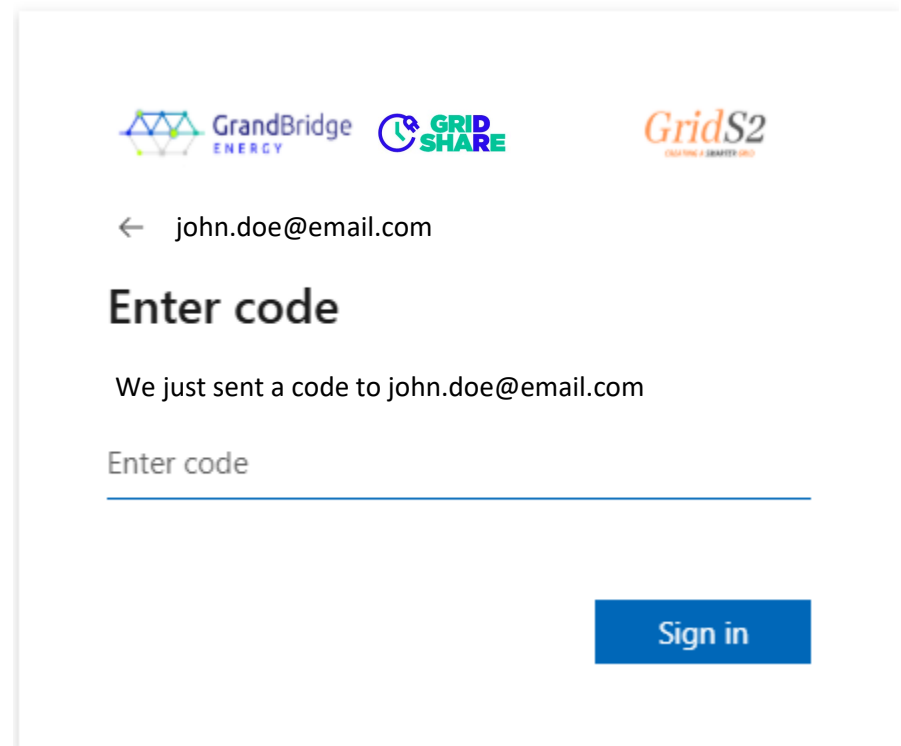
Powered by GridS2 

Step 3: Sign In with your email address

At the sign-in page, enter your email address to receive a code for signing in.



The screenshot shows the 'Sign in' page. At the top, there are three logos: GrandBridge ENERGY, GRID SHARE, and GridS2. Below the logos, the text 'Sign in' is displayed in a large font, followed by 'Sign in to access GridS2 Inc.'. A text input field contains the email address 'john.doe@email.com'. Below the input field, there is a link that says 'No account? Create one'. At the bottom of the page, there are two buttons: a grey 'Back' button and a blue 'Next' button.



The screenshot shows the 'Enter code' page. At the top, there are three logos: GrandBridge ENERGY, GRID SHARE, and GridS2. Below the logos, there is a back arrow and the email address 'john.doe@email.com'. The text 'Enter code' is displayed in a large font, followed by 'We just sent a code to john.doe@email.com'. A text input field is provided for entering the code. At the bottom right of the page, there is a blue 'Sign in' button.

Step 4: Enter Offer Laminations

During the bidding period, an Offer Lamination Table will become available under each Resource Group – for both individual Resources and Aggregated Resources. The following information is contained in each Lamination Table:

- Lamination Number: sequential number – automatically assigned by the portal
- Offer Capacity: the capacity in MW, which you are offering as part of the lamination. This capacity must be less than, or equal to the Group Capacity.
- Offer Price: the offer price in \$/MW-day at which you willing to offer the respective offer capacity for the lamination. Price laminations must be offered in ascending order, i.e. the price offered for a particular lamination must be equal to, or higher than, the price offered in the preceding lamination.

Resource Group	Resource Name	Resource Type	Account Number	Installed Capacity (MW)	Delete Group
Maple Grove Rd Facility	Resource B	Load curtailment	0000005468	1.5	🗑️

+ Add Resource

Lamination Number	Offered Capacity (MW)	Offer Price (\$/MW-day)	
1	0.25	150	🗑️
2	0.75	200	🗑️
3	0.50	260	🗑️

+ Add Laminations

1.5 MW

Group Capacity

Save
Submit




Resource Group for individual resource

Offered Capacity can be entered in any order, but the sum cannot exceed the Group Capacity



Offer Prices entered in ascending order

No further laminations can be added, since sum of Offered Capacity is equal to Group Capacity

Resource Group for aggregated resources

Resource Group	Resource Name	Resource Type	Account Number	Installed Capacity (MW)	Delete Group
Maple Grove Rd Aggregator	BESS 1	BTM BESS	0000000123	0.5	
	Resource A	Load curtailment	0000045678	0.25	
	BESS 2	BTM BESS	0008976478	1.1	

[+ Add Resource](#)

Lamination Number	Offered Capacity (MW)	Offer Price (\$/MW-day)	
1	0.75	100	
2	1.00	200	

[+ Add Laminations](#)

1.85 MW
Group Capacity

[Save](#)
[Submit](#)

Note:

- Offer values should be \$1 or higher.
- During the Offer Period, lamination table can be completed irrespective of the status of the resource(s) within the resource group
- During the Offer Period, changes can be made to the resource information irrespective of the status of the resource(s) within the resource group. This would change the Resource Status to Pending. GBE will review the updated resource information, and change the status based on the review. Offer Laminations for any resources that are rejected during the offer period, will not be considered for selection.

Step 5: Save & Submit Offer Laminations

- i. **Save Button:** will save any changes made to the offer lamination table and resource information, and will be available for edits during future logins, but will not submit it to GBE for approval & selection.
- ii. **Submit Button:** will submit the offer lamination table and any updates for the resource information for GBE’s approval & selection. Submitted information can be edited up till the offer period ending date – but only the last submitted resource group information will be used by GBE for approval & selection.

Resource Group	Resource Name	Resource Type	Account Number	Installed Capacity (MW)	Delete Group
	BESS 1	BTM BESS	000000123	0.5	
Maple Grove Rd Aggregator	Resource A	Load curtailment	000045678	0.25	
	BESS 2	BTM BESS	0008976478	1.1	

[+ Add Resource](#)

Lamination Number	Offered Capacity (MW)	Offer Price (\$/MW-day)
1	0.75	100
2	1.00	200

[+ Add Laminations](#)

1.85 MW
Group Capacity

Save
Submit

Resource Group	Resource Name	Resource Type	Account Number	Installed Capacity (MW)	Delete Group
Maple Grove Rd Facility	Resource B	Load curtailment	0000005468	1.5	

[+ Add Resource](#)

Lamination Number	Offered Capacity (MW)	Offer Price (\$/MW-day)
1	0.25	150
2	0.75	200
3	0.50	260

[+ Add Laminations](#)

1.5 MW
Group Capacity

Save
Submit

Step 6: Review Status

Submitted Resources Tab: Allows you to see the status of submitted offers. The Offer Status column can have the following values:

- **Submitted:** the lamination information has been submitted and awaiting review by GBE
- **Selected in Full:** the complete resource capacity offered in the price lamination was selected
- **Selected in Part:** partial resource capacity offered in the price lamination was selected
- **Not Selected:** resource capacity offered in the price lamination was not selected

Dashboard		Submitted Resources						
Maple Grove Rd Aggregator								
Resource Name	Resource Type	Account	Installed Capacity (MW)	Status	#	Offered Capacity (MW)	Offer Price (\$/MW-day)	Status
BESS 1	BTM BESS	0000000123	0.5	Pending	1	0.75	100	Submitted
Resource A	Load curtailment	0000045678	0.25	Pending	2	1	200	Submitted
BESS 2	BTM BESS	0008976478	1.1	Pending				
Maple Grove Rd Facility								
Resource Name	Resource Type	Account	Installed Capacity (MW)	Status	#	Offered Capacity (MW)	Offer Price (\$/MW-day)	Status
Resource B	Load curtailment	0000005468	1.5	Pending	1	0.25	150	Submitted
					2	0.75	200	Submitted
					3	0.5	260	Submitted